


SOSPENSIONE / SUSPENSION

CYLINDER

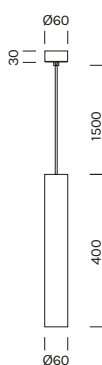
Ferro
Fascio di luce verso il basso









Iron
Light beam: downward-projected

5077

Potenza/ Power 1x 6,5W MAX

Alimentazione/ Supply 220-240Vac



Articolo Item	Finitura Finish
5077	-BI  -NE  -RU  -BV  -CR  -OR  -RF  -TI 

Lampadine GU10 LED / Light bulb GU10 LED

Articolo Item	Attacco Socket	Potenza Power	Temp. colore Color temp.	Ottica Optic	CRI	Lumen
1A0706	GU10 LED	6,5W	2700°K	60°	>80	570 lm



1A0047

GU10 LED 6,5W

3000°K

60°

>80

570 lm



1A0048

GU10 LED 6,5W

4000°K

60°

>80

570 lm

