

INDOOR

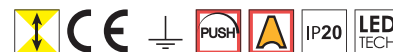
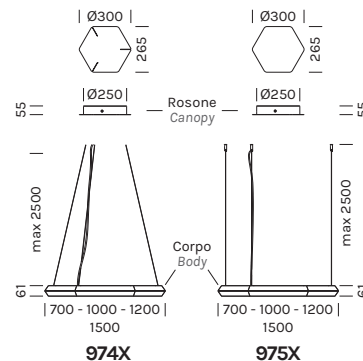
SOSPENSIONE / SUSPENSION

EXAGON DIM TO WARM



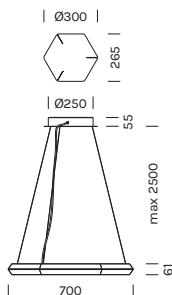
- alluminio, policarbonato

- aluminum, polycarbonate



Con rosone e driver, cavi inclinati / With canopy and driver, slanted cables

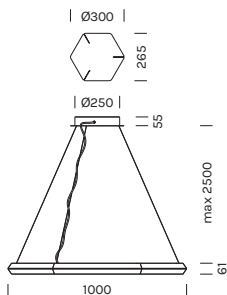
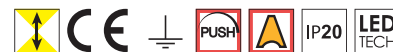
9740	D 2700/3300K
Potenza/ Power	1x25.9W, 1x47.5W
Nominal lumen	1x2192lm, 1x4019lm
CRI	>90
Alimentazione/ Supply	220-240V



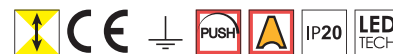
Articolo Item	Temperatura Temperature	Rosone Canopy	Corpo Body
9740	D	-BV	-BR
composed by RS39/03 (1Pz) 9700 (1Pz)			

Con rosone e driver, cavi inclinati / With canopy and driver, slanted cables

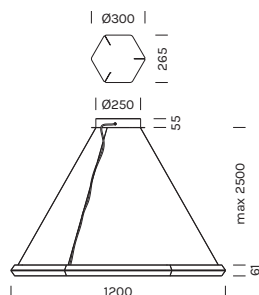
9741	D 2700/3300K
Potenza/ Power	1x38.9W, 1x73.4W
Nominal lumen	1x3289lm, 1x6212lm
CRI	>90
Alimentazione/ Supply	220-240V



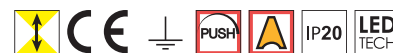
Articolo Item	Temperatura Temperature	Rosone Canopy	Corpo Body
9741	D	-BV	-BR
composed by RS39/03 (1Pz) 9701 (1Pz)			


Con rosone e driver, cavi inclinati / With canopy and driver, slanted cables

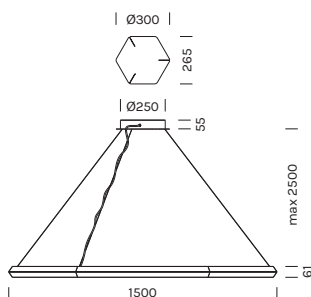
9742	D 2700/3300K
Potenza/ Power	1x47.5W, 1x90.7W
Nominal lumen	1x4019lm, 1x7673lm
CRI	>90
Alimentazione/ Supply	220-240V



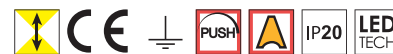
Articolo Item	Temperatura Temperature	Rosone Canopy	Corpo Body
9742	D	-BV	-BR
..... composed by			
RS39/03 (1Pz)			
9702 (1Pz)			

Con rosone e driver, cavi inclinati / With canopy and driver, slanted cables


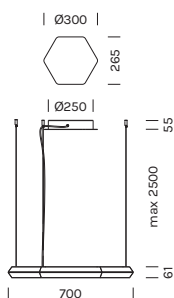
9743	D 2700/3300K
Potenza/ Power	1x60.5W, 1x116.6W
Nominal lumen	1x5116lm, 1x9866lm
CRI	>90
Alimentazione/ Supply	220-240V



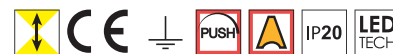
Articolo Item	Temperatura Temperature	Rosone Canopy	Corpo Body
9743	D	-BV	-BR
..... composed by			
RS39/03 (1Pz)			
9703 (1Pz)			

Con rosone e driver, cavi dritti / With canopy and driver, straight cables


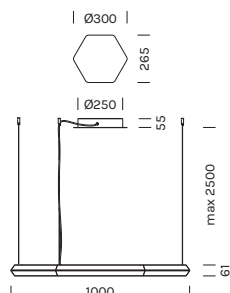
9750	D 2700/3300K
Potenza/ Power	1x25.9W, 1x47.5W
Nominal lumen	1x2192lm, 1x4019lm
CRI	>90
Alimentazione/ Supply	220-240V



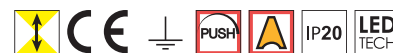
Articolo Item	Temperatura Temperature	Rosone Canopy	Corpo Body
9750	D	-BV	-BR
..... composed by			
RS38/03 (1Pz)			
9700 (1Pz)			


Con rosone e driver, cavi dritti / With canopy and driver, straight cables

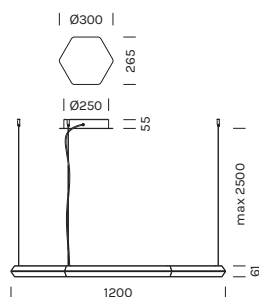
9751	D 2700/3300K
Potenza/ Power	1x38.9W, 1x73.4W
Nominal lumen	1x3289lm, 1x6212lm
CRI	>90
Alimentazione/ Supply	220-240V



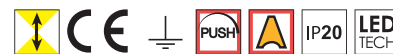
Articolo Item	Temperatura Temperature	Rosone Canopy	Corpo Body
9751	D	-BV	-BR
composed by RS38/03 (1Pz) 9701 (1Pz)			

Con rosone e driver, cavi dritti / With canopy and driver, straight cables


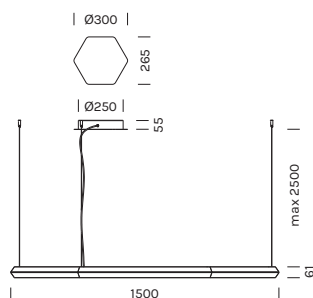
9752	D 2700/3300K
Potenza/ Power	1x47.5W, 1x90.7W
Nominal lumen	1x4019lm, 1x7673lm
CRI	>90
Alimentazione/ Supply	220-240V



Articolo Item	Temperatura Temperature	Rosone Canopy	Corpo Body
9752	D	-BV	-BR
composed by RS38/03 (1Pz) 9702 (1Pz)			

Con rosone e driver, cavi dritti / With canopy and driver, straight cables


9753	D 2700/3300K
Potenza/ Power	1x60.5W, 1x116.6W
Nominal lumen	1x5116lm, 1x9866lm
CRI	>90
Alimentazione/ Supply	220-240V



Articolo Item	Temperatura Temperature	Rosone Canopy	Corpo Body
9753	D	-BV	-BR
composed by RS38/03 (1Pz) 9703 (1Pz)			