

INDOOR

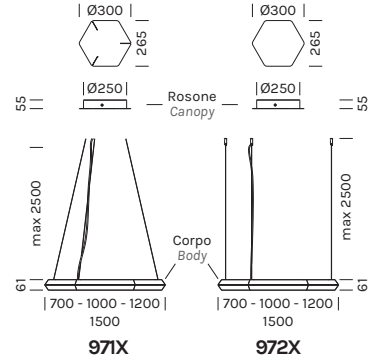
SOSPENSIONE / SUSPENSION

EXAGON



- alluminio, policarbonato

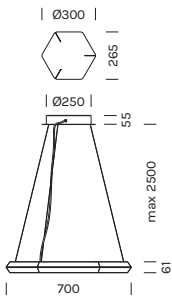
- aluminum, polycarbonate



Con rosone e driver, cavi inclinati / With canopy and driver, slanted cables



	M 2700K	W 3000K	N 4000K
Potenza/ Power	1x25.9W, 1x47.5W	1x25.9W, 1x47.5W	1x25.9W, 1x47.5W
Nominal lumen	1x2803lm, 1x5138lm	1x3114lm, 1x5709lm	1x3425lm, 1x6280lm
CRI	>94	>94	>94
Alimentazione/ Supply	220-240V	220-240V	220-240V

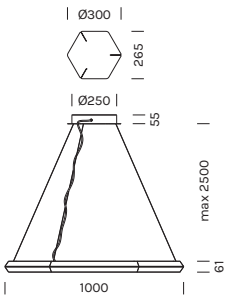


Articolo Item	Temperatura Temperature	Rosone Canopy	Corpo Body
9710	M	-BV	-BR
composed by	W		
RS39 (1Pz)	N		
9700 (1Pz)			

Con rosone e driver, cavi inclinati / With canopy and driver, slanted cables



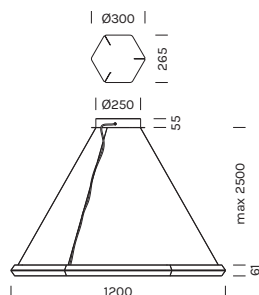
	M 2700K	W 3000K	N 4000K
Potenza/ Power	1x38.9W, 1x73.4W	1x38.9W, 1x73.4W	1x38.9W, 1x73.4W
Nominal lumen	1x4204lm, 1x7941lm	1x4671lm, 1x8823lm	1x5138lm, 1x9705lm
CRI	>94	>94	>94
Alimentazione/ Supply	220-240V	220-240V	220-240V



Articolo Item	Temperatura Temperature	Rosone Canopy	Corpo Body
9711	M	-BV	-BR
composed by	W		
RS39 (1Pz)	N		
9701 (1Pz)			


Con rosone e driver, cavi inclinati / With canopy and driver, slanted cables

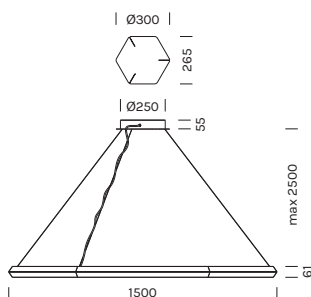
	M 2700K	W 3000K	N 4000K
Potenza/ Power	1x47.5W, 1x90.7W	1x47.5W, 1x90.7W	1x47.5W, 1x90.7W
Nominal lumen	1x5138lm, 1x9809lm	1x5709lm, 1x10899lm	1x6280lm, 1x11989lm
CRI	>94	>94	>94
Alimentazione/ Supply	220-240V	220-240V	220-240V



Articolo Item	Temperatura Temperature	Rosone Canopy	Corpo Body
9712	M	-BV	-BR
..... composed by	W		
RS39 (1Pz)	N		
9702 (1Pz)			

Con rosone e driver, cavi inclinati / With canopy and driver, slanted cables

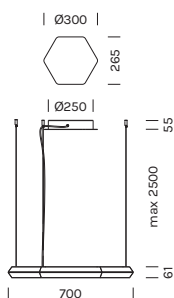

	M 2700K	W 3000K	N 4000K
Potenza/ Power	1x60.5W, 1x116.6W	1x60.5W, 1x116.6W	1x60.5W, 1x116.6W
Nominal lumen	1x6539lm, 1x12612lm	1x7266lm, 1x14013lm	1x7993lm, 1x15414lm
CRI	>94	>94	>94
Alimentazione/ Supply	220-240V	220-240V	220-240V



Articolo Item	Temperatura Temperature	Rosone Canopy	Corpo Body
9713	M	-BV	-BR
..... composed by	W		
RS39 (1Pz)	N		
9703 (1Pz)			

Con rosone e driver, cavi dritti / With canopy and driver, straight cables

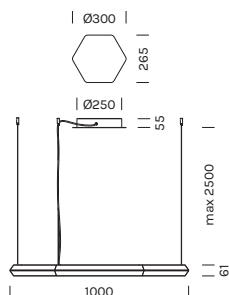

	M 2700K	W 3000K	N 4000K
Potenza/ Power	1x25.9W, 1x47.5W	1x25.9W, 1x47.5W	1x25.9W, 1x47.5W
Nominal lumen	1x2803lm, 1x5138lm	1x3114lm, 1x5709lm	1x3425lm, 1x6280lm
CRI	>94	>94	>94
Alimentazione/ Supply	220-240V	220-240V	220-240V



Articolo Item	Temperatura Temperature	Rosone Canopy	Corpo Body
9720	M	-BV	-BR
..... composed by	W		
RS38 (1Pz)	N		
9700 (1Pz)			


Con rosone e driver, cavi dritti / With canopy and driver, straight cables

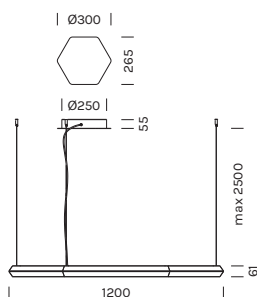
	M 2700K	W 3000K	N 4000K
Potenza/ Power	1x38.9W, 1x73.4W	1x38.9W, 1x73.4W	1x38.9W, 1x73.4W
Nominal lumen	1x4204lm, 1x7941lm	1x4671lm, 1x8823lm	1x5138lm, 1x9705lm
CRI	>94	>94	>94
Alimentazione/ Supply	220-240V	220-240V	220-240V



Articolo Item	Temperatura Temperature	Rosone Canopy	Corpo Body
9721	M	-BV	-BR
..... composed by	W		
RS38 (1Pz)	N		
9701 (1Pz)			

Con rosone e driver, cavi dritti / With canopy and driver, straight cables

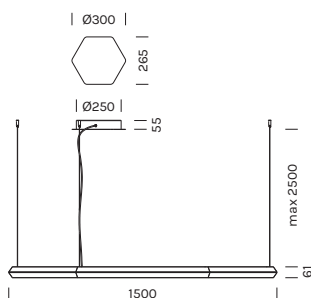

	M 2700K	W 3000K	N 4000K
Potenza/ Power	1x47.5W, 1x90.7W	1x47.5W, 1x90.7W	1x47.5W, 1x90.7W
Nominal lumen	1x5138lm, 1x9809lm	1x5709lm, 1x10899lm	1x6280lm, 1x11989lm
CRI	>94	>94	>94
Alimentazione/ Supply	220-240V	220-240V	220-240V



Articolo Item	Temperatura Temperature	Rosone Canopy	Corpo Body
9722	M	-BV	-BR
..... composed by	W		
RS38 (1Pz)	N		
9702 (1Pz)			

Con rosone e driver, cavi dritti / With canopy and driver, straight cables


	M 2700K	W 3000K	N 4000K
Potenza/ Power	1x60.5W, 1x116.6W	1x60.5W, 1x116.6W	1x60.5W, 1x116.6W
Nominal lumen	1x6539lm, 1x12612lm	1x7266lm, 1x14013lm	1x7993lm, 1x15414lm
CRI	>94	>94	>94
Alimentazione/ Supply	220-240V	220-240V	220-240V



Articolo Item	Temperatura Temperature	Rosone Canopy	Corpo Body
9723	M	-BV	-BR
..... composed by	W		
RS38 (1Pz)	N		
9703 (1Pz)			