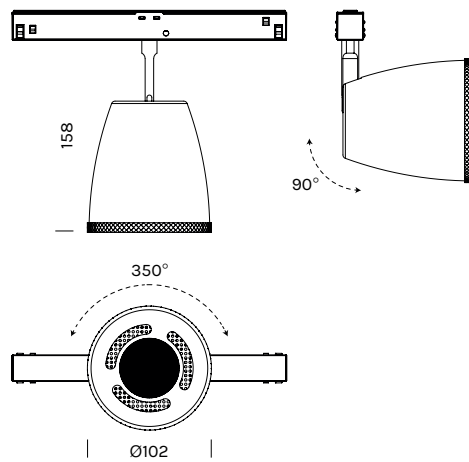


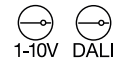
BEAM TREND TRACK

Design Marc Sadler

Registered Design



SU RICHIESTA
ON REQUEST



unità - unit = mm

Dati tecnici - Datasheet

Sorgente luminosa - Light Source	LED
Potenza - Power	1x 8,5W MAX
Alimentazione - Supply current	48Vdc
Lumen sorgente - Source lumens	2700°K= 1034lm 3000°K= 1076lm 4000°K= 1104lm
Classe di isolamento - Safety class	III
IP	IP20
Classe energetica - Energy class	A / A+ / A++
Indice di resa cromatica - Colour rendering index	CRI97
Ottica - Optics	12° - 35° - 55°
Driver	escluso - excluded
Binario - Track	MAGNETIC TRACK 48V

Composizione codice - Code composition

example 1234W00-AA

articolo item	temperatura colore colour temperature	°ottica °optic	finitura finish
4421	M 2700 °K	12	-BIL Bianco lucido - RAL 9010 Glossy white
	W 3000 °K	35	-NEL Nero lucido - RAL 9005 Glossy black
	N 4000 °K	55	-BLL Blu lucido - RAL 5001 Glossy blue
			-VEL Verde lucido - RAL 6002 Glossy green
			-ROL Rosso lucido - RAL 3000 Glossy red
			-ARL Arancio lucido - RAL 2000 Glossy orange

Alimentatori 48Vdc in tensione - Constant voltage drivers 48Vdc

articolo item	potenza power	dimensioni dimension	n° articoli alimentabili n° of items powerable
ELG7548	75W	180x63x35,5	1-8
ELG15048	150W	219x63x36	1-17

BEAM TREND TRACK

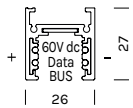
Design Marc Sadler

Registered Design

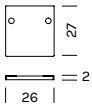
Magnetic Track 48V

PLAFONE - CEILING

unità - unit = mm

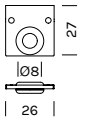


articolo item	finitura finish	lunghezza length
4020-1	-BI -NE	1000
4020-2	-BI -NE	2000
4020-3	-BI -NE	3000

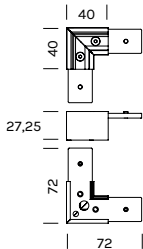


Accessori - Accessories

articolo item	finitura finish	Descrizione
4020-T1	-BI -NE	Tappo di chiusura senza foro. 1 tappo fornito con viti End cap without hole. 1 end cap supplied with screws



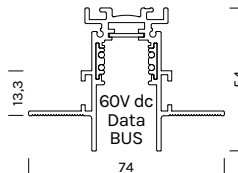
articolo item	finitura finish	Descrizione
4020-T2	-BI -NE	Tappo di chiusura con foro. 1 tappo fornito con viti End cap with hole. 1 end cap supplied with screws



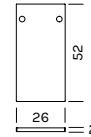
articolo item	finitura finish	Descrizione
4020-C	-BI -NE	Cover per giunto a L Cover for L joint

INCASSO - RECESSED

unità - unit = mm

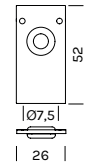


articolo item	finitura finish	lunghezza length
4021-1	-NE	1000
4021-2	-NE	2000
4021-3	-NE	3000

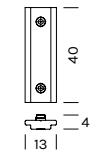


Accessori - Accessories

articolo item	finitura finish	Descrizione
4021-T1	-NE	Tappo di chiusura senza foro. 1 tappo fornito con viti End cap without hole. 1 end cap supplied with screws



articolo item	finitura finish	Descrizione
4021-T2	-NE	Tappo di chiusura con foro. 1 tappo fornito con viti End cap with hole. 1 end cap supplied with screws



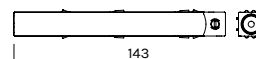
articolo item	finitura finish	Descrizione
4021-G	-NE	Giunto lineare Linear joint

MAGNETIC TRACK 48V CONNESSIONE

Testata di Alimentazione non polarizzata. Corrente e tensione nominale. Corpo in policarbonato. Contatti in lega di rame.

Non polarized end/feed. Rated current and voltage. Polycarbonate body. Copper alloy contacts

unità - unit = mm

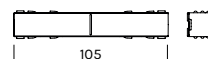


articolo item	finitura finish	Descrizione
4020-A	-BI -NE	15A/60Vdc

MAGNETIC TRACK 48V GIUNTO

Giunto passante non polarizzato. Corrente e tensione nominale. Corpo in policarbonato. Contatti in lega di rame.

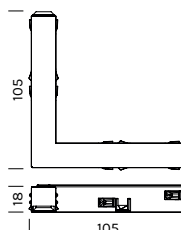
Non polarized jointing connector. Rated current and voltage. Polycarbonate body. Copper alloy contacts



articolo item	finitura finish	Descrizione
4020-GA	-BI -NE	15A/60Vdc

Giunto a L non polarizzato. Corrente e tensione nominale. Corpo in policarbonato. Contatti in lega di rame.

Non polarized L feed. Rated current and voltage. Polycarbonate body. Copper alloy contacts.



articolo item	finitura finish	Descrizione
4020-GL	-BI -NE	15A/60Vdc