

INDOOR

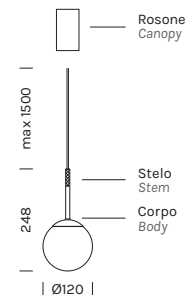
SOSPENSIONE / SUSPENSION

LA PALLINA SP



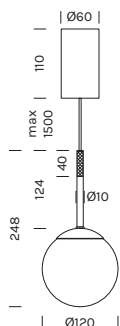
- alluminio, vetro soffiato a bocca
- colore cavo: nero
- con cavo 5m: + 53€

- aluminum, mouthblown glass
- cable color: black
- with 5-meters cable: + 53€



Con rosone e driver / With canopy and driver

	M 2700K	W 3000K
2268		
Potenza/ Power	1x6.6W	1x6.6W
Nominal lumen	1x700lm	1x733lm
CRI	>90	>90
Alimentazione/ Supply	220-240V	220-240V

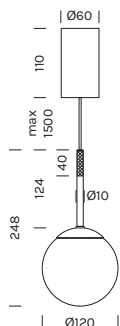


Articolo Item	Temperatura Temperature	Rosone Canopy	Stelo Stem	Corpo Body
2268	M	-BO	-BO	-BO
composed by RS03/02 (1Pz) 2265 (1Pz)	W	-NO	-OR -NO	-NO

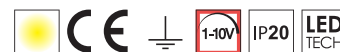


Con rosone e driver / With canopy and driver

	M 2700K	W 3000K
2269		
Potenza/ Power	1x6.6W	1x6.6W
Nominal lumen	1x700lm	1x733lm
CRI	>90	>90
Alimentazione/ Supply	220-240V	220-240V

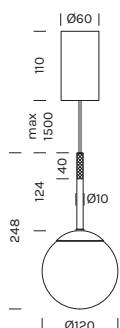


Articolo Item	Temperatura Temperature	Rosone Canopy	Stelo Stem	Corpo Body
2269	M	-BO	-BO	-BO
composed by RS03/03 (1Pz) 2265 (1Pz)	W	-NO	-OR -NO	-NO



Con rosone e driver / With canopy and driver

	M 2700K	W 3000K
Potenza/ Power	1x6.6W	1x6.6W
Nominal lumen	1x700lm	1x733lm
CRI	>90	>90
Alimentazione/ Supply	220-240V	220-240V

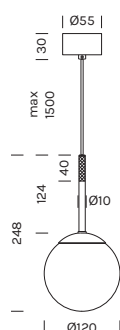


Articolo Item	Temperatura Temperature	Rosone Canopy	Stelo Stem	Corpo Body
2270	M	-BO	-BO	-BO
... composed by	W	-NO	-OR	-NO
RS03/04 (1Pz)			-NO	
2265 (1Pz)				



Con rosone, senza driver / With canopy, without driver

	M 2700K	W 3000K
Potenza/ Power	1x6.6W	1x6.6W
Nominal lumen	1x700lm	1x733lm
CRI	>90	>90
Alimentazione/ Supply	500mA	500mA

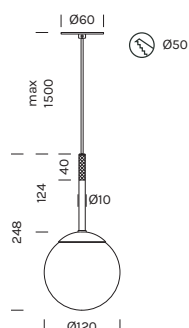


Articolo Item	Temperatura Temperature	Rosone Canopy	Stelo Stem	Corpo Body
2266	M	-BO	-BO	-BO
... composed by	W	-NO	-OR	-NO
RS01 (1Pz)			-NO	
2265 (1Pz)				



Con rosone per incasso, senza driver / With canopy for built-in application, without driver

	M 2700K	W 3000K
Potenza/ Power	1x6.6W	1x6.6W
Nominal lumen	1x700lm	1x733lm
CRI	>90	>90
Alimentazione/ Supply	500mA	500mA

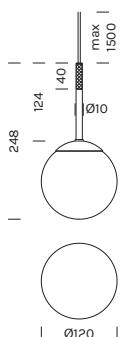


Articolo Item	Temperatura Temperature	Rosone Canopy	Stelo Stem	Corpo Body
2267	M	-BO	-BO	-BO
... composed by	W	-NO	-OR	-NO
RS06 (1Pz)			-NO	
2265 (1Pz)				



Solo corpo / Body only

2265	M 2700K	W 3000K
Potenza/ Power	1x6.6W	1x6.6W
Nominal lumen	1x700lm	1x733lm
CRI	>90	>90
Alimentazione/ Supply	500mA	500mA

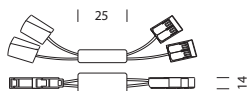


Articolo Item	Temperatura Temperature	Stelo Stem	Corpo Body
2265	M W	-BO -OR -NO	-BO -NO

Driver in corrente in remoto / Remote constant current drivers

Articolo Item	art. alimentabili items powerable	Potenza Power	IP	Dimensioni Dimensions	Dimmerazione Dimming
1A2399	1	10W	IP20	102x38x21	L-C

Convertitore da 24Vdc a 500mA / 24Vdc to 500 mA converter



Articolo Item	art. alimentabili items powerable
2A4843	1

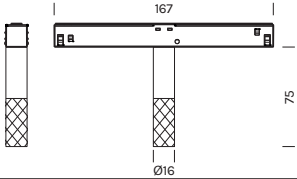
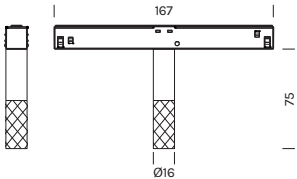


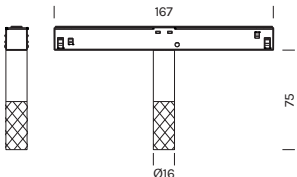


Driver 24Vdc in tensione in remoto / Remote constant voltage drivers 24Vdc

Articolo Item	art. alimentabili items powerable	Potenza Power	IP	Dimensioni Dimensions	Dimmerazione Dimming
1A0530	1	8W	IP20	42x40x22	ON-OFF
1A0150	1-2	30W	IP20	154x50x14	ON-OFF
1A1910	1-4	60W	IP20	185x63,5x22	ON-OFF
1A1476	1-7	100W	IP20	177x56,4x17,2	ON-OFF
1A2168	1-7	100W	IP20	190x65x22	PUSH DALI
1A1999	1-7	100W	IP20	201x63x30	L-C

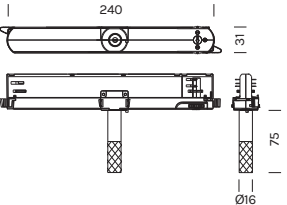
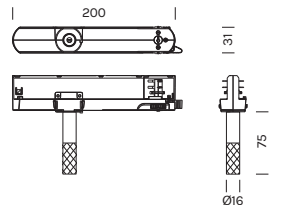


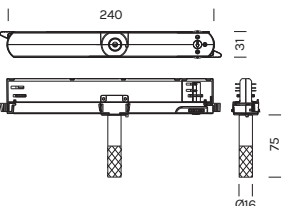


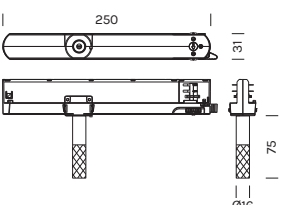


Centraline dimmerabili in remoto / Remote dimmable controllers

Articolo Item	Potenza Power	IP	Dimensioni Dimensions	Dimmerazione Dimming	
1A0837/24	144W	IP20	132x22x20	PUSH DALI 1-10V	
1A0838/24	288W	IP20	164x38x25	PUSH DALI 0-10V 1-10V	
Controller 1 canale - DC 1-channel controller - DC	1A0172/24	288W	IP20	57x44x25	PUSH CASAMBI

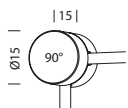
Jack per track 48V + Connettore nero / Jack for track 48V + black connector

	Articolo Item	Finitura Finish	Dimmerazione Dimming ON-OFF
	201/01	-JBI  -JNE 	0-10V
	201/02	-JBI  -JNE 	DALI

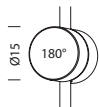
Jack per track 230V + Connettore nero / Jack for track 230V + black connector

	Articolo Item	Finitura Finish	Dimmerazione Dimming ON-OFF
	211/02	-JBI  -JNE 	L-C
	211/05	-JBI  -JNE 	DALI
	211/06	-JBI  -JNE 	CASAMBI

Passacavi / Cable entry



Articolo Item	Finitura Finish
BEAMKIT01	-NA ■



BEAMKIT02	-NA ■
------------------	--------------