
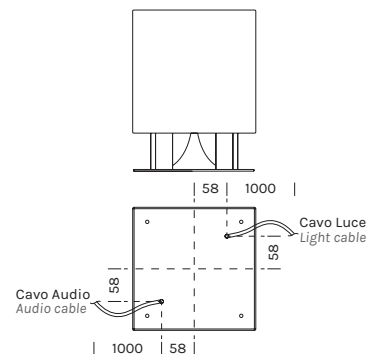


CEMENTO



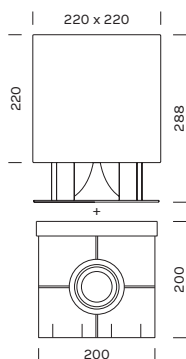
Cemento
Fascio di luce diffuso verso il basso
Driver: escluso
Pozzetto incluso

Concrete
 Light beam: diffused downward-projected
 Driver: excluded
 Manhole included



Speaker incluso / Speaker included

701	W 3000K
Potenza/ Power	4x 2,7W
Lumen	4x 357 lm
CRI	>90
Alimentazione/ Supply	24Vdc



Articolo Item	Temperatura Temperature
------------------	----------------------------

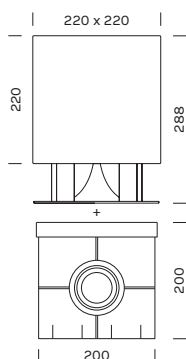
701 **W**

80/160 Watt RMS/max, 4 Ohm, 62-22000Hz

80/160 Watt RMS/max, 4 Ohm, 62-22000Hz

Speaker escluso / Speaker excluded

702	W 3000K
Potenza/ Power	4x 2,7W
Lumen	4x 357 lm
CRI	85
Alimentazione/ Supply	24Vdc



Articolo Item	Temperatura Temperature
------------------	----------------------------

702 **W**

Amplificatore bluetooth / Bluetooth amplifier

Articolo Item	IP
703	IP65

Driver in tensione / Constant voltage drivers

Articolo Item	Potenza Power	IP	Dimensioni Dimensions	N° art. alimentabili N° of items powerable	Dimmer
1A0143	14W MAX	IP67	90x39x19	1	-
1A0149	75W MAX	IP67	200x50x32	1-5	-

Il codice prodotto si compone mettendo uno dopo l'altro, da sinistra a destra, i dati nelle colonne gialle, es: 1111M12-AA
The product code is created by putting in sequence the data under the yellow columns from left to right, e.g:1111M12-AA