

INDOOR



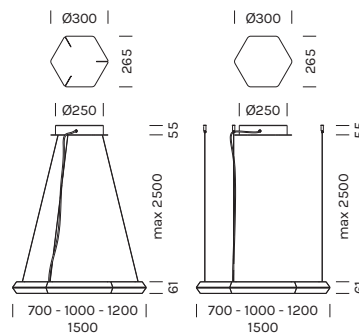
SOSPENSIONE / SUSPENSION

# EXAGON



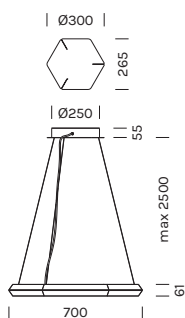
**Alluminio**  
**Fascio di luce verso l'alto e verso il basso**  
**Driver: incluso**

Aluminum  
 Light beam: upward and downward-projected  
 Driver: included



## Cavi base esagonale / Cables to hexagonal canopy

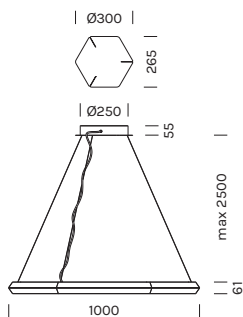
9710	M 2700K	W 3000K	N 4000K	D 2700/3300K	B 2700/5000K
<b>Potenza/ Power</b>	1x 73,5W	1x 73,5W	1x 73,5W	1x 87W	1x 73,5W
<b>Lumen</b>	1x 7941 lm	1x 8823 lm	1x 9705 lm	1x 6274 lm	1x 6569 lm
<b>CRI</b>	94	94	94	>90	>90
<b>Alimentazione/ Supply</b>	220-240Vac	220-240Vac	220-240Vac	220-240Vac	220-240Vac



Articolo Item	Temperatura Temperature	Finitura Finish	Dimmer Dimmer
9710	M W N	-BR	1-10V   DALI   PUSH
9710	D	-BR	PUSH
9710	B	-BR	PUSH   BLUETOOTH

## Cavi base esagonale / Cables to hexagonal canopy

9711	M 2700K	W 3000K	N 4000K	D 2700/3300K	B 2700/5000K
<b>Potenza/ Power</b>	1x 112W	1x 112W	1x 112W	1x 133W	1x 112W
<b>Lumen</b>	1x 12145 lm	1x 13494 lm	1x 14843 lm	1x 9595 lm	1x 10046 lm
<b>CRI</b>	94	94	94	>90	>90
<b>Alimentazione/ Supply</b>	220-240Vac	220-240Vac	220-240Vac	220-240Vac	220-240Vac

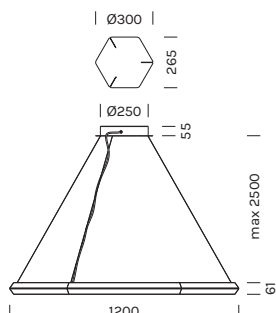





Articolo Item	Temperatura Temperature	Finitura Finish	Dimmer Dimmer
9711	M W N	-BR	1-10V   DALI   PUSH
9711	D	-BR	PUSH
9711	B	-BR	PUSH   BLUETOOTH

Il codice prodotto si compone mettendo uno dopo l'altro, da sinistra a destra, i dati nelle colonne gialle, es: 1111M12-AA  
 The product code is created by putting in sequence the data under the yellow columns from left to right, e.g:1111M12-AA

### Cavi base esagonale / Cables to hexagonal canopy

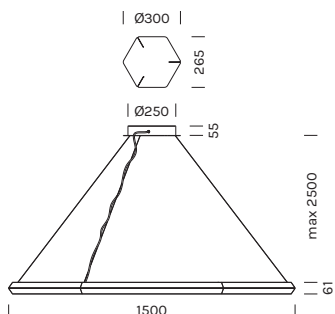
<b>9712</b>	<b>M</b> 2700K	<b>W</b> 3000K	<b>N</b> 4000K	<b>D</b> 2700/3300K	<b>B</b> 2700/5000K
<b>Potenza/ Power</b>	1x 138W	1x 138W	1x 138W	1x 163W	1x 138W
<b>Lumen</b>	1x 14947 lm	1x 16608 lm	1x 18269 lm	1x 11810 lm	1x 12365 lm
<b>CRI</b>	94	94	94	>90	>90
<b>Alimentazione/ Supply</b>	220-240Vac	220-240Vac	220-240Vac	220-240Vac	220-240Vac






Articolo Item	Temperatura Temperature	Finitura Finish	Dimmer Dimmer
<b>9712</b>	<b>M</b> <b>W</b> <b>N</b>	<b>-BR</b> 	1-10V   DALI   PUSH
<b>9712</b>	<b>D</b>	<b>-BR</b> 	PUSH
<b>9712</b>	<b>B</b>	<b>-BR</b> 	PUSH   BLUETOOTH

### Cavi base esagonale / Cables to hexagonal canopy

<b>9713</b>	<b>M</b> 2700K	<b>W</b> 3000K	<b>N</b> 4000K	<b>D</b> 2700/3300K	<b>B</b> 2700/5000K
<b>Potenza/ Power</b>	1x 177W	1x 177W	1x 177W	1x 209W	1x 177W
<b>Lumen</b>	1x 19151 lm	1x 21279 lm	1x 23410 lm	1x 15131 lm	1x 15842 lm
<b>CRI</b>	94	94	94	>90	>90
<b>Alimentazione/ Supply</b>	220-240Vac	220-240Vac	220-240Vac	220-240Vac	220-240Vac

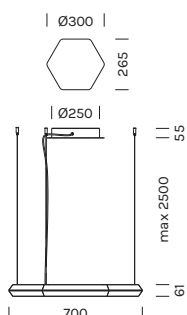





Articolo Item	Temperatura Temperature	Finitura Finish	Dimmer Dimmer
<b>9713</b>	<b>M</b> <b>W</b> <b>N</b>	<b>-BR</b> 	1-10V   DALI   PUSH
<b>9713</b>	<b>D</b>	<b>-BR</b> 	PUSH
<b>9713</b>	<b>B</b>	<b>-BR</b> 	PUSH   BLUETOOTH

Il codice prodotto si compone mettendo uno dopo l'altro, da sinistra a destra, i dati nelle colonne gialle, es: 1111M12-AA  
The product code is created by putting in sequence the data under the yellow columns from left to right, e.g:1111M12-AA

### Cavi soffitto / Cables straight to ceiling

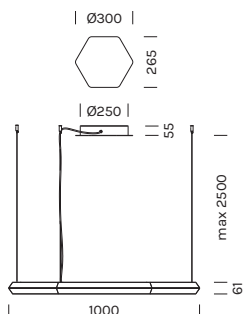
<b>9720</b>	<b>M</b> 2700K	<b>W</b> 3000K	<b>N</b> 4000K	<b>D</b> 2700/3300K	<b>B</b> 2700/5000K
<b>Potenza/ Power</b>	1x 73,5W	1x 73,5W	1x 73,5W	1x 87W	1x 73,5W
<b>Lumen</b>	1x 7941 lm	1x 8823 lm	1x 9705 lm	1x 6274 lm	1x 6569 lm
<b>CRI</b>	94	94	94	>90	>90
<b>Alimentazione/ Supply</b>	220-240Vac	220-240Vac	220-240Vac	220-240Vac	220-240Vac






Articolo Item	Temperatura Temperature	Finitura Finish	Dimmer Dimmer
<b>9720</b>	<b>M</b> <b>W</b> <b>N</b>	<b>-BR</b> 	1-10V   DALI   PUSH
<b>9720</b>	<b>D</b>	<b>-BR</b> 	PUSH
<b>9720</b>	<b>B</b>	<b>-BR</b> 	PUSH   BLUETOOTH

### Cavi soffitto / Cables straight to ceiling

<b>9721</b>	<b>M</b> 2700K	<b>W</b> 3000K	<b>N</b> 4000K	<b>D</b> 2700/3300K	<b>B</b> 2700/5000K
<b>Potenza/ Power</b>	1x 112W	1x 112W	1x 112W	1x 133W	1x 112W
<b>Lumen</b>	1x 12145 lm	1x 13494 lm	1x 14843 lm	1x 9595 lm	1x 10046 lm
<b>CRI</b>	94	94	94	>90	>90
<b>Alimentazione/ Supply</b>	220-240Vac	220-240Vac	220-240Vac	220-240Vac	220-240Vac

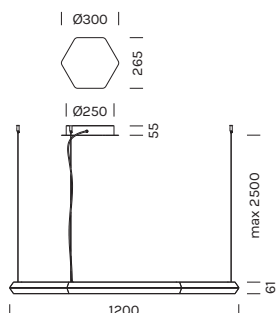





Articolo Item	Temperatura Temperature	Finitura Finish	Dimmer Dimmer
<b>9721</b>	<b>M</b> <b>W</b> <b>N</b>	<b>-BR</b> 	1-10V   DALI   PUSH
<b>9721</b>	<b>D</b>	<b>-BR</b> 	PUSH
<b>9721</b>	<b>B</b>	<b>-BR</b> 	PUSH   BLUETOOTH

Il codice prodotto si compone mettendo uno dopo l'altro, da sinistra a destra, i dati nelle colonne gialle, es: 1111M12-AA  
The product code is created by putting in sequence the data under the yellow columns from left to right, e.g:1111M12-AA

### Cavi soffitto / Cables straight to ceiling

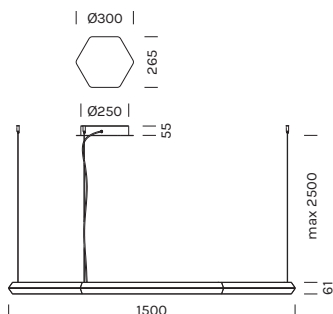
<b>9722</b>	<b>M</b> 2700K	<b>W</b> 3000K	<b>N</b> 4000K	<b>D</b> 2700/3300K	<b>B</b> 2700/5000K
<b>Potenza/ Power</b>	1x 138W	1x 138W	1x 138W	1x 163W	1x 138W
<b>Lumen</b>	1x 14947 lm	1x 16608 lm	1x 18269 lm	1x 11810 lm	1x 12365 lm
<b>CRI</b>	94	94	94	>90	>90
<b>Alimentazione/ Supply</b>	220-240Vac	220-240Vac	220-240Vac	220-240Vac	220-240Vac






Articolo Item	Temperatura Temperature	Finitura Finish	Dimmer Dimmer
<b>9722</b>	<b>M</b> <b>W</b> <b>N</b>	<b>-BR</b> 	1-10V   DALI   PUSH
<b>9722</b>	<b>D</b>	<b>-BR</b> 	PUSH
<b>9722</b>	<b>B</b>	<b>-BR</b> 	PUSH   BLUETOOTH

### Cavi soffitto / Cables straight to ceiling

<b>9723</b>	<b>M</b> 2700K	<b>W</b> 3000K	<b>N</b> 4000K	<b>D</b> 2700/3300K	<b>B</b> 2700/5000K
<b>Potenza/ Power</b>	1x 177W	1x 177W	1x 177W	1x 209W	1x 177W
<b>Lumen</b>	1x 19151 lm	1x 21279 lm	1x 23410 lm	1x 15131 lm	1x 15842 lm
<b>CRI</b>	94	94	94	>90	>90
<b>Alimentazione/ Supply</b>	220-240Vac	220-240Vac	220-240Vac	220-240Vac	220-240Vac



Articolo Item	Temperatura Temperature	Finitura Finish	Dimmer Dimmer
<b>9723</b>	<b>M</b> <b>W</b> <b>N</b>	<b>-BR</b> 	1-10V   DALI   PUSH
<b>9723</b>	<b>D</b>	<b>-BR</b> 	PUSH
<b>9723</b>	<b>B</b>	<b>-BR</b> 	PUSH   BLUETOOTH

Il codice prodotto si compone mettendo uno dopo l'altro, da sinistra a destra, i dati nelle colonne gialle, es: 1111M12-AA  
The product code is created by putting in sequence the data under the yellow columns from left to right, e.g:1111M12-AA

	Articolo Item	Dimmer Dimmer TOUCH
Radiocomando Touch 1 canale solo per temperatura luce D (Dim to Warm). Radio control Touch 1 channel, for D (Dim to Warm) only.	<b>1A0162</b>	

