








OTTOMANO

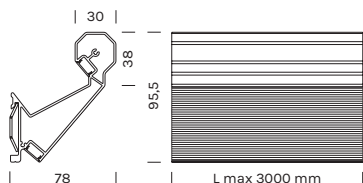


Alluminio
Fascio di luce: diffuso indiretto
Driver: escluso
Lunghezza max. 3mt

Aluminum
 Light beam: diffused
 Driver: excluded
 Max length 3mt

4030	M 2700K	W 3000K	N 4000K
Potenza/ Power	2x 9,6W/mt	2x 9,6W/mt	2x 9,6W/mt
Lumen	2x 800 lm/mt	2x 800 lm/mt	2x 800 lm/mt
CRI	>90	>90	>90
Alimentazione/ Supply	24Vdc	24Vdc	24Vdc

Articolo Item	Temperatura Temperature	IP	Finitura Finish
4030	M	20	-BR 
	W		-BI 
	N		-NE 
4030	M	54	-BR 
	W		-BI 
	N		-NE 



Alimentatori 24Vdc in tensione in remoto / Remote constant voltage drivers 24Vdc

Articolo Item	Potenza Power	IP	Dimensioni Dimensions	Dimmer
1A0150	30W MAX	IP20	160x58x18	-
1A0151	50W MAX	IP20	160x58x18	-
1A0152	75W MAX	IP20	160x58x18	-
1A0145	100W MAX	IP67	190x52x33	-
1A0153	150W MAX	IP20	240x60x49	-




Alimentatori 24Vdc in tensione in remoto per uso esterno / Remote constant voltage drivers 24Vdc for outdoor use

Articolo Item	Potenza Power	IP	Dimensioni Dimensions	Dimmer
1A0148	30W MAX	IP67	175x42x34	-
1A0149	75W MAX	IP67	200x50x32	-
1A0147	240W MAX	IP67	244x68x39	-

Centraline dimmerabili in remoto / Remote dimmable controllers

	Articolo Item	Potenza Power	IP	Dimensioni Dimensions	Dimmer
	1A0837	144W MAX	IP20	132x22x19	1-10V DALI PUSH
	1A0838	288W MAX	IP20	150x38x25	0-10V 1-10V DALI PUSH
Controller 1 canale - DC Controller 1 channel - DC	1A0172	240W MAX	IP20	57x43x19	CASAMBI PUSH

Accessori / Accessories

	Articolo Item	Finitura Finish
2 tappi chiusi + viti N° 2 end cups + screws	4030-T	-BR  -BI  -NE 
Giunto lineare Straight joint	4030-G	