


SOSPENSIONE / SUSPENSION

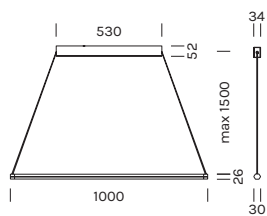
**POLY LINEAR**


**Alluminio**  
**Fascio di luce verso l'alto e verso il basso**  
**Driver: incluso**

Aluminum  
 Light beam: upward and downward-projected  
 Driver: included

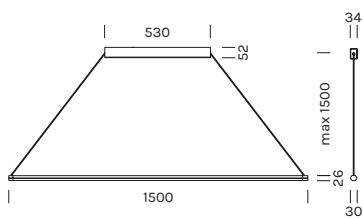
Cavi base rettangolare / Cables to rectangular canopy


<b>9315</b>	<b>M 2700K</b>	<b>W 3000K</b>
<b>Potenza/ Power</b>	2x 14W	2x 14W
<b>Lumen</b>	2x 1501 lm	2x 1577 lm
<b>CRI</b>	97	97
<b>Lunghezza/ Length</b>	1000	1000
<b>Alimentazione/ Supply</b>	220-240Vac	220-240Vac



Articolo Item	Temperatura Temperature	Finitura Finish
<b>9315</b>	<b>M</b> <b>W</b>	<b>-BR</b> 

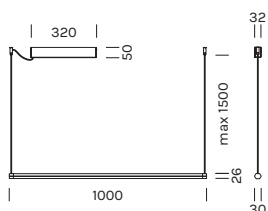
<b>9316</b>	<b>M 2700K</b>	<b>W 3000K</b>
<b>Potenza/ Power</b>	2x 21W	2x 21W
<b>Lumen</b>	2x 2291 lm	2x 2407 lm
<b>CRI</b>	97	97
<b>Lunghezza/ Length</b>	1500	1500
<b>Alimentazione/ Supply</b>	220-240Vac	220-240Vac



Articolo Item	Temperatura Temperature	Finitura Finish
<b>9316</b>	<b>M</b> <b>W</b>	<b>-BR</b> 

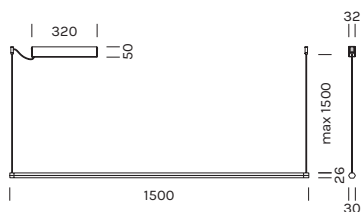
**Cavi soffitto / Cables staight to ceiling**

<b>9325</b>	<b>M 2700K</b>	<b>W 3000K</b>
<b>Potenza/ Power</b>	2x 14W	2x 14W
<b>Lumen</b>	2x 1501 lm	2x 1577 lm
<b>CRI</b>	97	97
<b>Lunghezza/ Length</b>	1000	1000
<b>Alimentazione/ Supply</b>	220-240Vac	220-240Vac



Articolo Item	Temperatura Temperature	Finitura Finish
<b>9325</b>	<b>M W</b>	<b>-BR</b>

<b>9326</b>	<b>M 2700K</b>	<b>W 3000K</b>
<b>Potenza/ Power</b>	2x 21W	2x 21W
<b>Lumen</b>	2x 2291 lm	2x 2407 lm
<b>CRI</b>	97	97
<b>Lunghezza/ Length</b>	1500	1500
<b>Alimentazione/ Supply</b>	220-240Vac	220-240Vac



Articolo Item	Temperatura Temperature	Finitura Finish
<b>9326</b>	<b>M W</b>	<b>-BR</b>