

INDOOR



PARETE / WALL

SHINE SPOT 230V

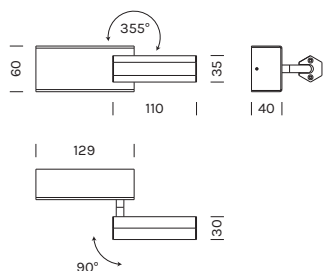


Ottone
Fascio di luce orientabile
Driver: incluso

Brass
 Light beam: adjustable
 Driver: included

Spot singolo / Single spot

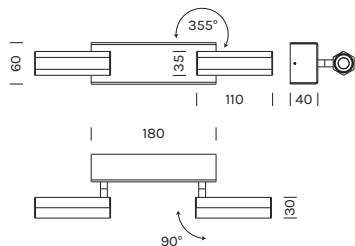
	M 2700K	W 3000K	N 4000K
9352			
Potenza/ Power	1x 5,8W	1x 5,8W	1x 5,8W
Lumen	1x 445 lm	1x 480 lm	1x 515 lm
CRI	>90	>90	>90
Alimentazione/ Supply	220-240Vac	220-240Vac	220-240Vac



Articolo Item	Temperatura Temperature	°Ottica °Optic	Finitura Finish	Dimmer Dimmer
9352	M	15	-BO	1-10V PUSH
	W	36	-BV	1-10V PUSH
	N		-NO	1-10V PUSH
			-OR	1-10V PUSH
			-OS	1-10V PUSH
			-TI	1-10V PUSH

Spot doppio / Double spot

	M 2700K	W 3000K	N 4000K
9354			
Potenza/ Power	2x 5,8W	2x 5,8W	2x 5,8W
Lumen	2x 445 lm	2x 480 lm	2x 515 lm
CRI	>90	>90	>90
Alimentazione/ Supply	220-240Vac	220-240Vac	220-240Vac

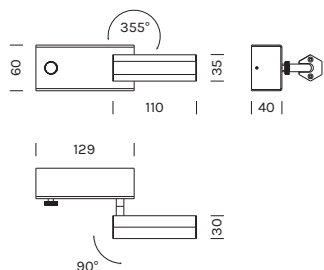








Articolo Item	Temperatura Temperature	°Ottica °Optic	Finitura Finish
9354	M	15	-BO
	W	36	-BV
	N		-NO
			-OR
			-OS
			-TI

Il codice prodotto si compone mettendo uno dopo l'altro, da sinistra a destra, i dati nelle colonne gialle, es: 1111M12-AA
 The product code is created by putting in sequence the data under the yellow columns from left to right, e.g:1111M12-AA

Spot singolo con interruttore / Single spot with switch

9356	M 2700K	W 3000K	N 4000K
Potenza/ Power	1x 5,8W	1x 5,8W	1x 5,8W
Lumen	1x 445 lm	1x 480 lm	1x 515 lm
CRI	>90	>90	>90
Alimentazione/ Supply	220-240Vac	220-240Vac	220-240Vac



Articolo Item	Temperatura Temperature	°Ottica °Optic	Finitura Finish	Dimmer Dimmer
9356	M	15	-BO 	PUSH
	W	36	-BV 	PUSH
	N		-NO 	PUSH
			-OR 	PUSH
			-OS 	PUSH
			-TI 	PUSH

Il codice prodotto si compone mettendo uno dopo l'altro, da sinistra a destra, i dati nelle colonne gialle, es: 1111M12-AA
The product code is created by putting in sequence the data under the yellow columns from left to right, e.g:1111M12-AA