


INDOOR - SUSPENSION

BARYON

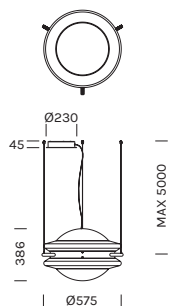
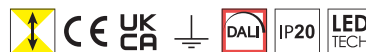


- ferro, alluminio, vetro
soffiato a bocca

- iron, aluminum,
mouthblown glass



Con rosone e driver
With canopy and driver

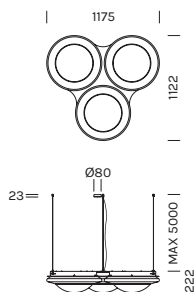
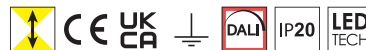


	M 2700K		W 3000K		N 4000K	
Power	↑36.0W	↓36.0W	↑36.0W	↓36.0W	↑36.0W	↓36.0W
Nominal lumen	↑5520.0lm	↓5520.0lm	↑5560.0lm	↓5560.0lm	↑5620.0lm	↓5620.0lm
Beam angle	↑diffused	↓diffused	↑diffused	↓diffused	↑diffused	↓diffused
CRI	>90		>90		>90	
Supply	220-240V		220-240V		220-240V	

Item	Temperature	Canopy	Body
2574	M	-BP	-BP
	W		
	N		

...composed by
RS60/03 (1Pz)
2578 (2Pz)
2576 (1Pz)

Con rosone e driver
With canopy and driver



	M 2700K		W 3000K		N 4000K	
Power	↑108.0W	↓108.0W	↑108.0W	↓108.0W	↑108.0W	↓108.0W
Nominal lumen	↑16560.0lm	↓16560.0lm	↑16680.0lm	↓16680.0lm	↑16860.0lm	↓16860.0lm
Beam angle	↑diffused	↓diffused	↑diffused	↓diffused	↑diffused	↓diffused
CRI	>90		>90		>90	
Supply	220-240V		220-240V		220-240V	

Item	Temperature	Canopy	Body
2575	M	-BP	-BP
	W		
	N		

...composed by
RS34/07 (1Pz)
2578 (3Pz)
2577 (1Pz)